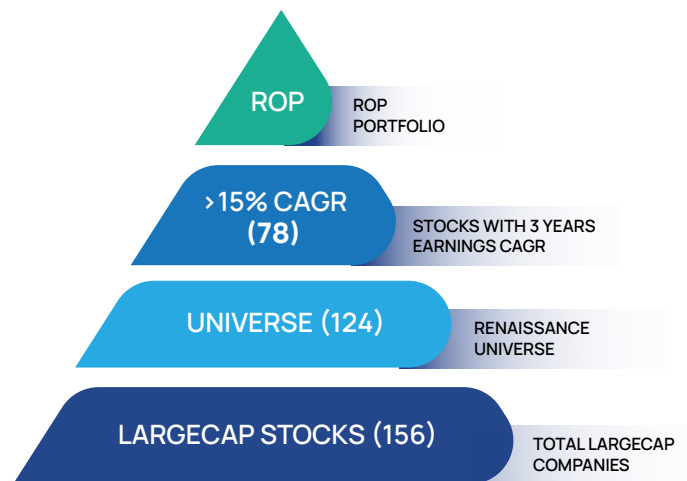


ABOUT THE FUND

Renaissance Opportunities Portfolio is a Growth Oriented Large Cap Portfolio. The portfolio invests in Good Quality Large cap companies that can deliver strong growth over the medium to long term. It's a focused portfolio of 25-30 companies that is built on a bottom-up approach on best opportunity basis. Our portfolio companies are the market leaders in their respective industry and are managed by competent management team with high standards of corporate governance.

INVESTMENT STRATEGY OF THE PORTFOLIO

- High Quality Large Cap Portfolio
- Portfolio build on best opportunity basis
- Blend of Growth & Quality
- Large cap oriented portfolio with ~75-85% weightage
- Diversified portfolio of 25-30 stocks



UNIQUE INVESTMENT PHILOSOPHY - (SQARP)TM

Sustainability	Companies with sustainable and durable business models.
Quality	Superior quality businesses as demonstrated by Competitive edge, Pricing power, ROE, FCF. Good quality and competent management teams.
Growth	Business that can deliver superior growth over medium term to long term.
Price	Ability to invest at reasonable valuations. Fair value approach to valuations. Focus on economic value of business.

PORTFOLIO STRUCTURE

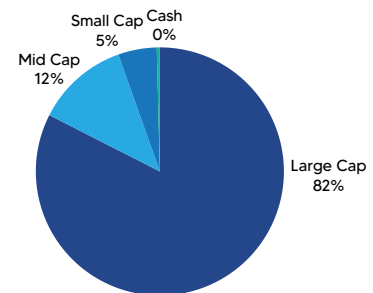
Particular	Comment
Investment Style	Blend of Growth & Quality
Benchmark	Nifty 50 TRI
Reports	Monthly Factsheet, Monthly Performance & Account Statement
Payments	Fund Transfer / Cheque / Stock Transfer
Platform	Portfolio Management Services
Minimum Ticket Size	INR 50 Lakhs
Investment Horizon	4-5 years
Exit Load	"Exit within 24 months -1% After 24 months - NIL"

PERFORMANCE SNAPSHOT

Particular	6 Months	1 Year	2 Year- CAGR	3 Year- CAGR	5 Year- CAGR
ROP	2.31%	0.91%	17.23%	15.37%	23.55%
Nifty 50 TRI	6.69%	7.59%	17.53%	13.91%	18.58%

Returns are for all clients on TWRR basis. The performance related information provided herein is not verified by SEBI.

MARKET CAP



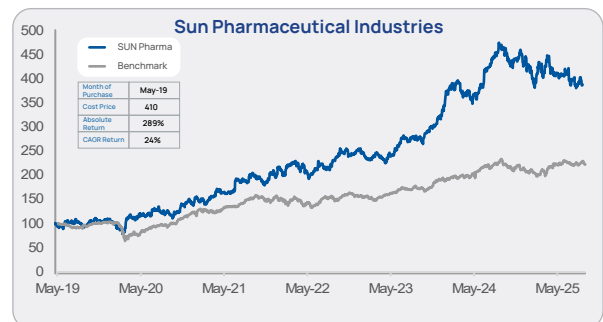
TOP STOCKS

Company	Weight
HDFC BANK LTD	10.96%
RELIANCE INDUSTRIES LTD	7.44%
ICICI BANK LTD	7.33%
STATE BANK OF INDIA	6.43%
INFOSYS LTD	5.24%

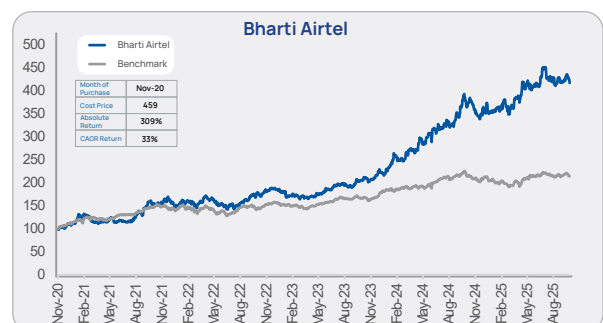
TOP SECTORS

Sector	Weight
BFSI	37.97%
CONSUMER DISCRETIONARY	14.86%
INFORMATION TECHNOLOGY	10.19%
DIVERSIFIED	7.44%
INTERNET	6.76%

WEALTH COMPOUNDERS



*Source: Stock-index prices from NSE, Data as of 30th Sep-25



*Source: Stock-index prices from NSE, Data as of 30th Sep-25